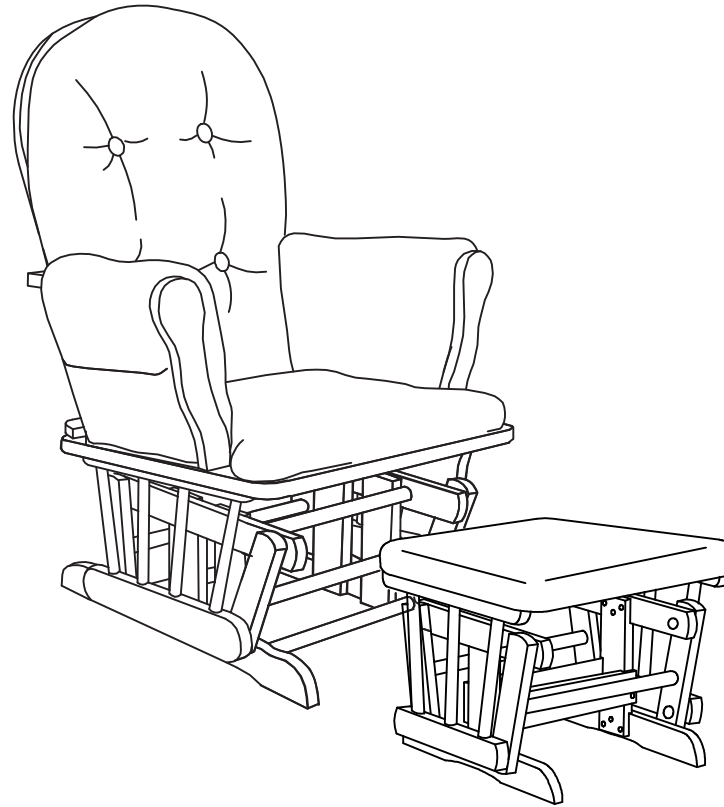


# YOUR HAYWOOD GLIDER AND FOOTSTOOL ASSEMBLY GUIDE



CODE	COLOUR
39401335	Dark
39400940	Natural
39402950	White

sleep well with... **KUB**



Like us on Facebook [www.facebook.com/kubnursery](http://www.facebook.com/kubnursery)

Thank you for purchasing KUB nursery furniture.  
This simple guide should ensure you have your furniture up in no time!

Once your KUB furniture is done, why not join us on facebook or visit our website where you will find lots of sleep advice, top tips & fact packed features to ensure that you & your baby get that perfect night's sleep.

*sleep well...*



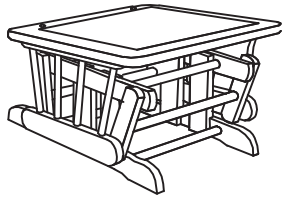
[www.kubnursery.com](http://www.kubnursery.com)

 [www.facebook.com/kubnursery](https://www.facebook.com/kubnursery)

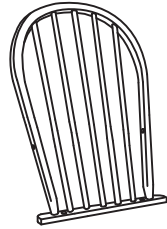
Should you have any problems with your KUB product,  
Please visit our websites above or email:  
[customercare@kubproducts.com](mailto:customercare@kubproducts.com)

## YOUR SIMPLE PARTS LIST

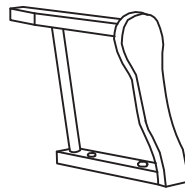
## THE TOOLS REQUIRED TO DO THE JOB **KUB**



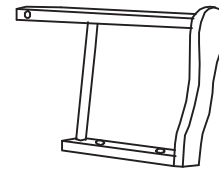
01 x 1



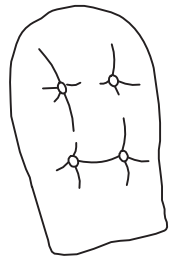
02 x 1



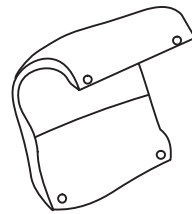
03 x 1



04 x 1



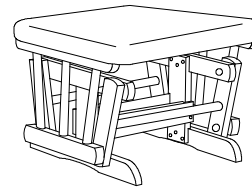
05 x 1



06 x 2

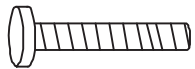


07 x 1



08 x 1

## ALL THE FITTINGS YOU WILL NEED



(A) x 10



(B) x 2



(C) x 12

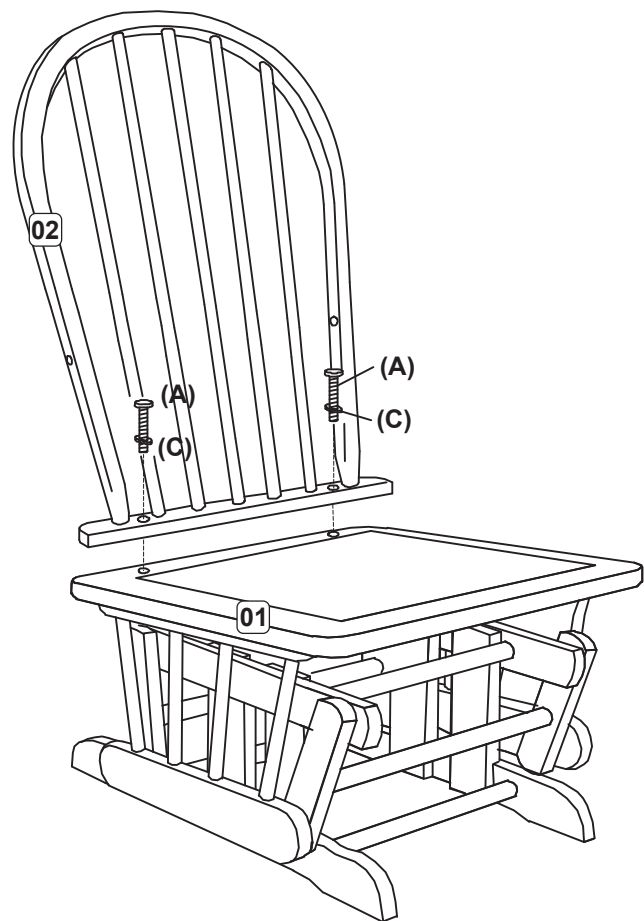


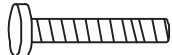

(D) x 2



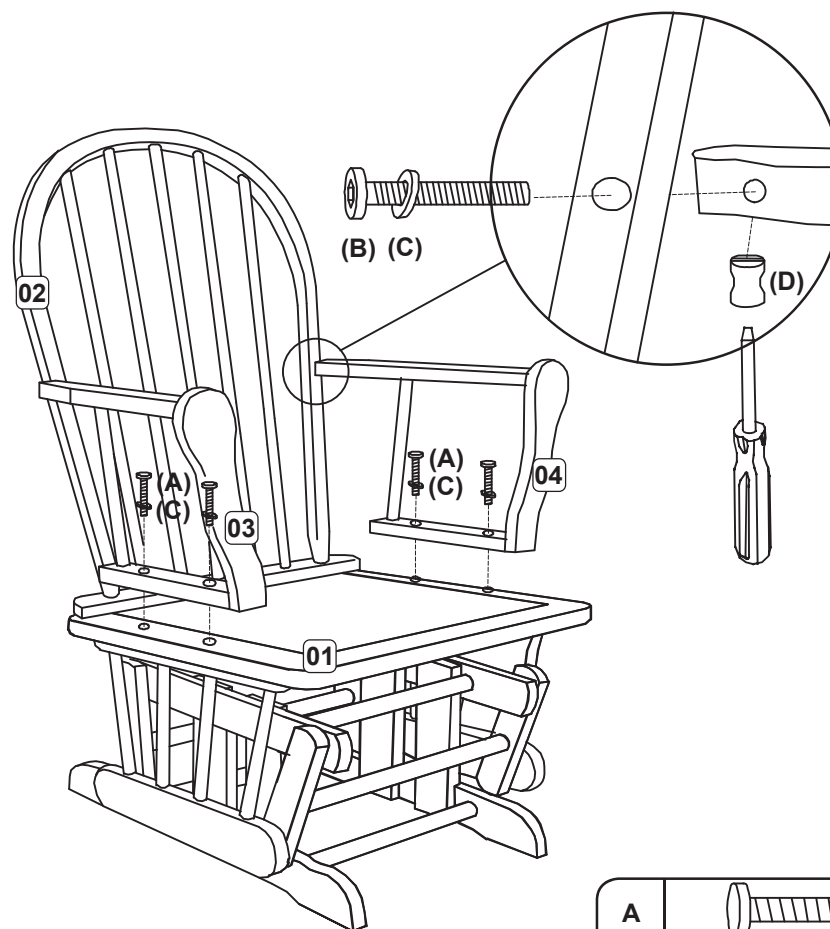
(E) x 1

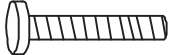
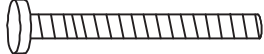


1.



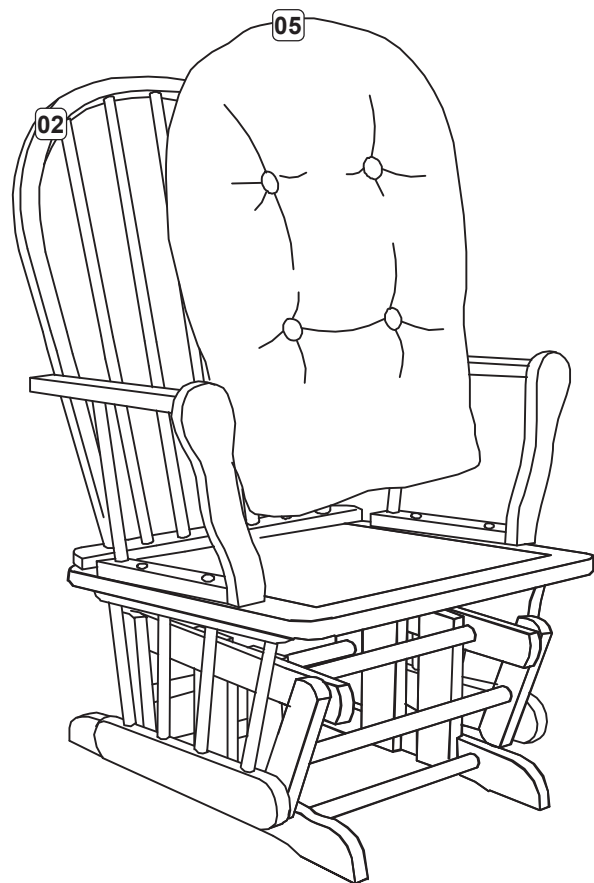
A		2
C		2

2.

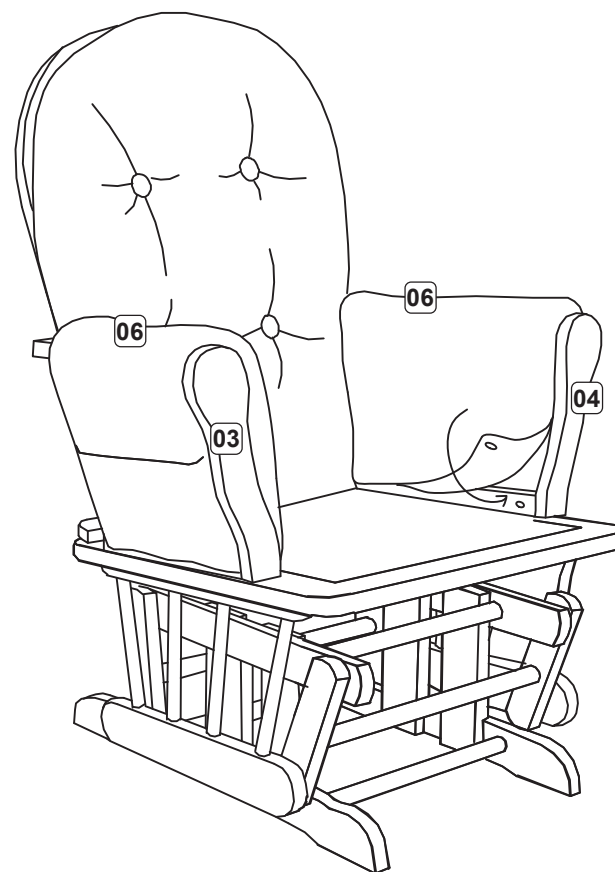


A		4
B		2
C		6
D		2

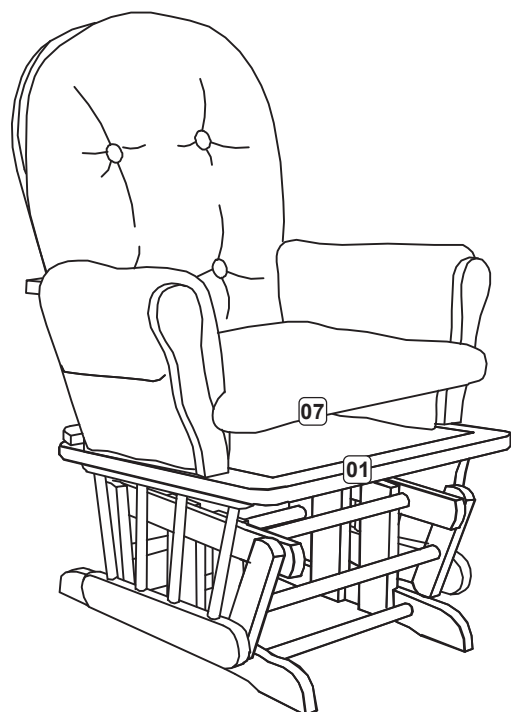
3.



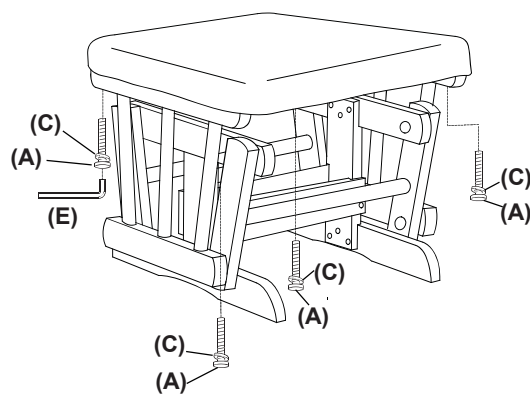
4.



5.





6.



7.



A		4
C		4

*The serious Bit.....*

**IMPORTANT, RETAIN FOR FUTURE REFERENCE:  
READ CAREFULLY**

**Warnings:**

- a) Warning: Care should be taken as the underside mechanism of this glider could present a hazard to other people when in use.
- b) Warning: The footstool is intended to be used for supporting the feet and legs only, not for sitting on.
- c) Do not sit on the edge of the seat, armrests or on the backrest as this could cause the chair to tip over.
- d) Do not use the chair as a step stool.
- e) Do not leave children unattended on or beside the glider and foot stool.

**Care and Cleaning**

Wipe away spills immediately to prevent staining.

Do not scratch or chip the finish.

Use a cloth dampened with water and/or mild soap or a professional product to clean the fabric.

Always test an inconspicuous area first.

Allow upholstery to dry and brush lightly.

Keep away from the heat to avoid glazing, melting or scorching.

Cushions are to be dry cleaned only.

Do not machine wash the cushions.